



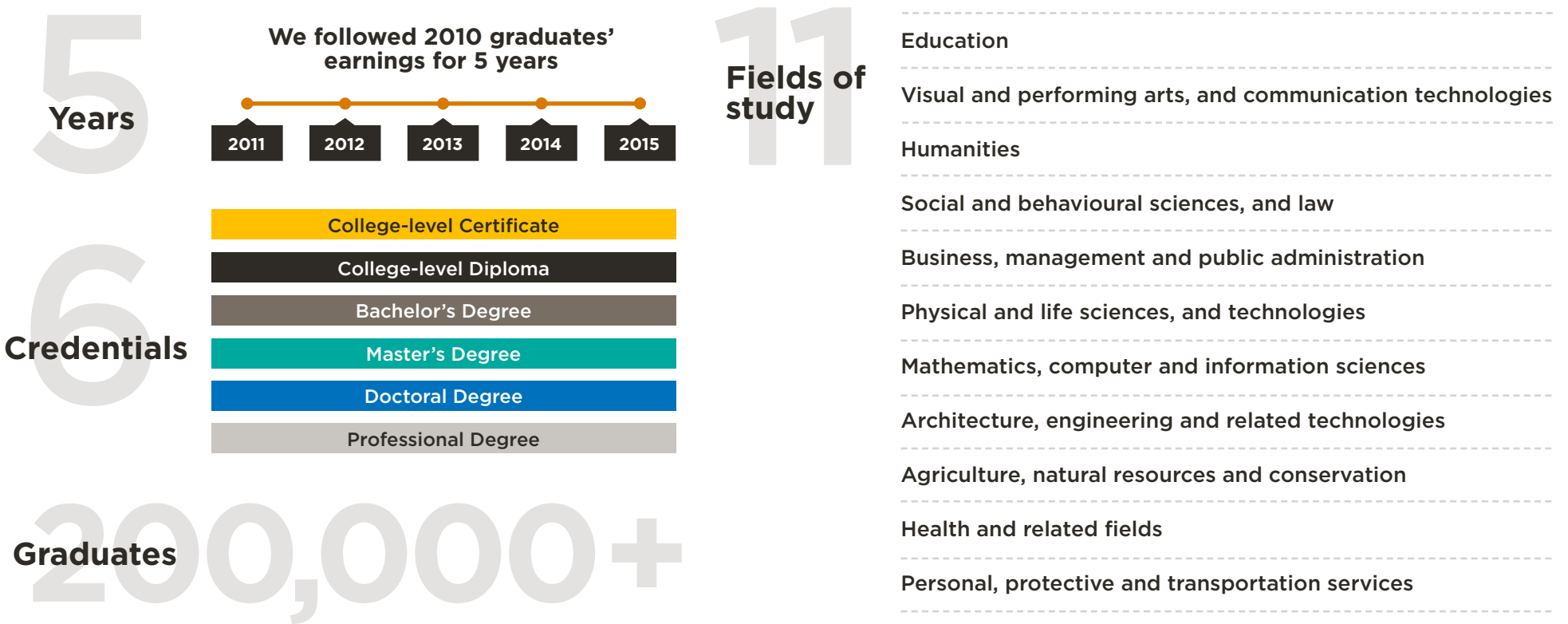
# How Much Do They Make?

A RESEARCH STUDY

## New Evidence on the Early Career Earnings of Canadian Post-Secondary Education Graduates by Credential & Field of Study

The data outlined in this infographic were generated from the new Education and Labour Market Longitudinal Platform (ELMLP). The platform links anonymous tax returns from graduates of publicly funded post-secondary institutions. On average, graduates are doing well—but there are large differences in earnings, both within and between fields of study.

### ELMLP Data



### Graduate Earnings

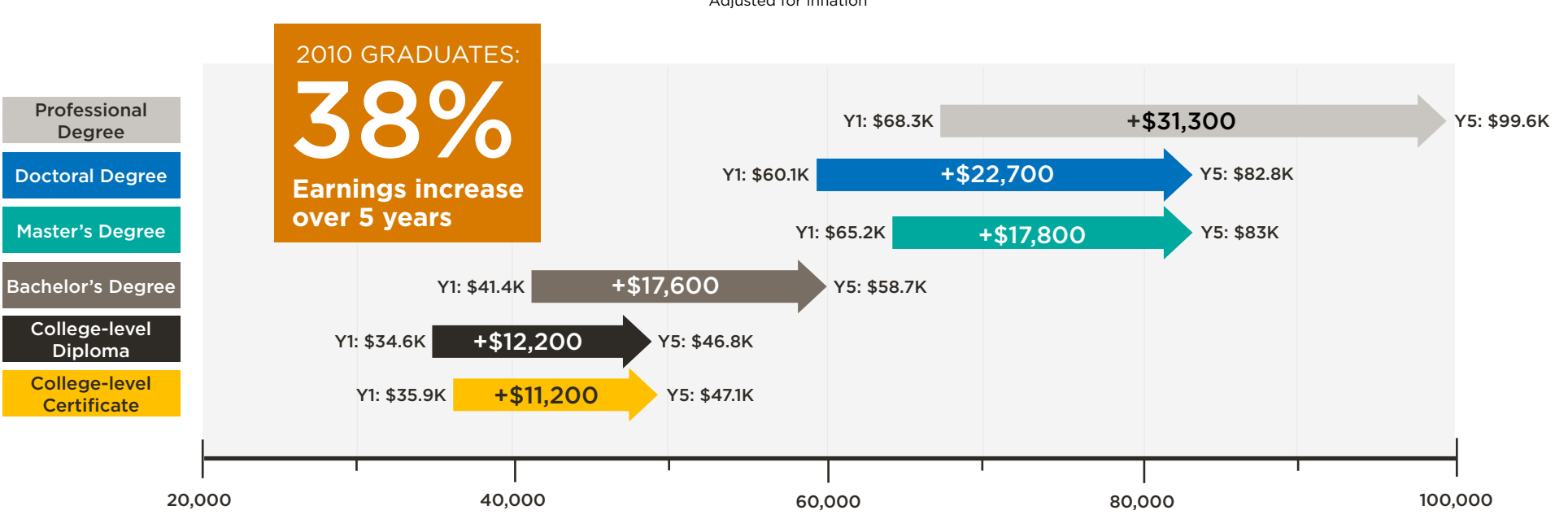
While earnings is only one factor that Canadians consider when deciding to pursue Post-Secondary Education, the labour market information students want the most are: **salary information, benefits, contract status and hours worked.**

#### LOWEST AND HIGHEST EARNINGS AFTER FIVE YEARS



#### EARNINGS INCREASE OVER 5 YEARS\*

\*Adjusted for inflation



#### AVERAGE EARNINGS BY FIELD OF STUDY & CREDENTIAL - 5 YEARS AFTER GRADUATING

	COLLEGE-LEVEL CERTIFICATES	COLLEGE-LEVEL DIPLOMAS	BACHELOR'S DEGREES	MASTER'S DEGREES	DOCTORAL DEGREES	PROFESSIONAL DEGREES
EDUCATION	\$36,900	\$42,200	\$49,600	\$80,300	\$91,200	-
VISUAL & PERFORMING ARTS, AND COMMUNICATION TECHNOLOGIES	\$36,500	\$37,100	\$37,800	\$41,000	-	-
HUMANITIES	\$33,400	\$37,000	\$48,000	\$51,200	\$67,300	-
SOCIAL & BEHAVIOURAL SCIENCES, AND LAW	\$38,700	\$37,100	\$50,300	\$70,000	\$77,900	\$99,900
BUSINESS, MANAGEMENT AND PUBLIC ADMINISTRATION	\$48,800	\$41,000	\$63,300	\$103,800	\$123,600	-
PHYSICAL & LIFE SCIENCES, AND TECHNOLOGIES	-	\$47,100	\$57,300	\$66,900	\$68,300	-
MATHEMATICS, COMPUTER AND INFORMATION SCIENCES	\$51,600	\$50,800	\$69,600	\$75,100	\$98,700	-
ARCHITECTURE, ENGINEERING AND RELATED TECHNOLOGIES	\$60,500	\$64,500	\$80,400	\$78,000	\$92,000	-
AGRICULTURE, NATURAL RESOURCES AND CONSERVATION	\$45,900	\$44,300	\$57,400	\$63,900	-	-
HEALTH AND RELATED FIELDS	\$40,100	\$48,100	\$65,600	\$76,200	\$93,300	\$99,200
PERSONAL, PROTECTIVE AND TRANSPORTATION SERVICES	\$45,700	\$44,800	-	-	-	-

LEGEND: < 45K, 45K to 60K, 60K to 90K, > 90K

### Earnings Differentials



WOMEN EARN **46% LESS** AFTER 5 YEARS

The earnings gap is **largest (%) for college-level certificate holders in education.**

INTERNATIONAL STUDENTS EARN **40% LESS** AFTER 5 YEARS

The earnings gap is **largest (%) for master's degree holders in education.**

WOMEN EARN **\$39.6K LESS** AFTER 5 YEARS

The earnings gap is **largest (\$) for master's degree holders in business.**

INTERNATIONAL STUDENTS EARN **\$37.8K LESS** AFTER 5 YEARS

The earnings gap is **largest (\$) for master's degree holders in business.**

WOMEN EARN **2% LESS** AFTER 5 YEARS


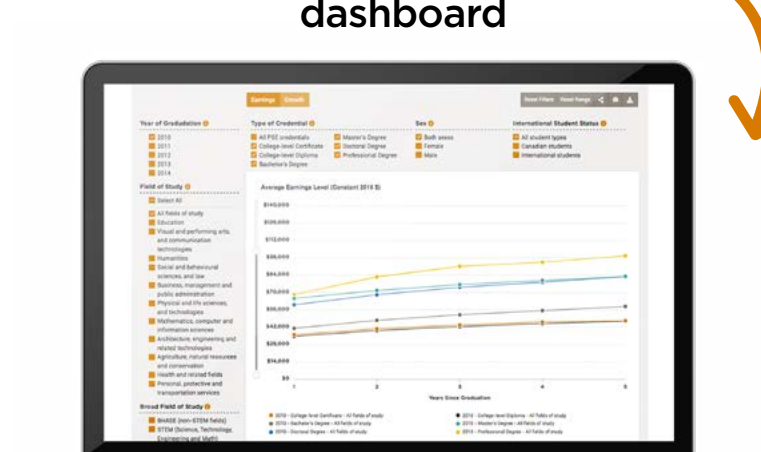
The earnings gap is the **lowest (%) for bachelor's degree graduates in health and related fields.**

INTERNATIONAL STUDENTS EARN **MORE** THAN CANADIAN STUDENTS IN 2 FIELDS OF STUDY AFTER 5 YEARS

International students with **master's degree holders in health and related fields (6%) and mathematics and computer science (8%) earn more.**

### Want to learn more?

Check out our interactive dashboard



Download the full Report